



Tafelseiten




Lineaturen




Stahlemail grün
leer



1. Schuljahr
4:5:4:2 cm




2. Schuljahr
3:4:3:2 cm




3. Schuljahr
3,5:8 cm




4. Schuljahr
10 cm




Quadrate
5x5 cm




Quadrate
10x10 cm




Notenlinien




Kreuzkaro
5x5 cm



Kreuzkaro
10x10 cm



Stenolien



Mattglas Einlegeflügel